

Research Article

Role of Post-Isometric Relaxation of Quadriceps and Core Stability Exercises in Vertical Jump Performance

Hina Shafi,¹ Muhammad Faheem Afzal,² Manan Haider Khan,³ Madiha Ashfaq,⁴ Sana Bashir⁵

^{1,4,5}Physical Therapy Department, Foundation University, Rawalpindi; ²Physical Therapy Department, Lahore College of Physical Therapy³ Physical Therapy Department, Shaheed Zulfiqar University, Islamabad

Abstract

Background: Vertical jump is a critical activity for performance in different sports. Different types of interventions showed effects on vertical jumps. Still there is lack of comparative evidence between Post-isometric relaxation of Quadriceps and core stability exercises in vertical jump performance.

Objective: To determine the role of post isometric relaxation of quadriceps and core stability exercises in vertical jump performance.

Methods: A Randomized Clinical Trial, conducted in Islamic International University after having the ethical permission from Institutional review Board of Riphah International University Islamabad. Sampling technique was Non-probability convenience sampling with the sample size of 30 athletes, that were divided by sealed and envelop method into core stability exercise treated group (n=17) and Post isometric relaxation treated group (n= 13). Male Athletes within age range of 20-35 years and playing at the domestic level were included and athletes with history of sprain or strain in lower limbs within last 6 month, having neuro-musculoskeletal and cardiovascular pathology were excluded from the study. Force plate was used to measure the different parameters of jump. Data were entered and analyzed through SPSS version 22.

Results: The mean age of group A and B was 20.35 + 2.01 and 20.03 + 2.42 in years respectively. BMI of core stability exercise treated group and Post isometric relaxation treated group was 22.35 + 2.32, 22.58 + 1.95 respectively in kg/m². Comparison between core stability exercise treated group and Post isometric relaxation treated group showed that there was no significant immediate effects (F= 1.235; p= 0.852) of treatment on three style of jumps.

Conclusion: No significant immediate effects of treatment on three styles of jumps was found.

Corresponding Author | Wajiha Kiran, Center for Clinical Psychology, University of the Punjab, Lahore

Email: wajihakiran352@gmail.com

Keywords | Force Plate, Performance, Post-isometric relaxation, Squat jump, Vertical Jump.

Introduction:

The vertical jump height has been widely used by sports performance professionals as an alternative to direct assessment of maximal force and power.¹ In depth knowledge of muscle characteristics is really vital in order to produce ideal jumping outcomes and may allow awareness regarding strength training achieve-

ment protocols in athletes.² In addition of vertical jump as a performance tests, variety of training sessions which are applied to enhance explosive power like strengthening session, plyometric and periodization training, vertical jump testing can be used to assess their effectiveness.³

Various studies related to jumping have used standard

jumping procedures and tests instead of sport specific.⁴ There are number of theories that illuminate the increased jump height when comparing jump with arm swing and jump without arm swing. One of the study said that, Participants who jumped with arm swing were reordered as higher height jumpers (0.086 m) compared with those who didn't use arm swing, due to increased height (28%) and velocity (72%) of the center of mass at take-off.⁵ For overall improvement of sports performance, ability of vertical jump height importance can never be neglected. Vertical jump height can be from a static start, counter movement jump and in response of landing.⁶ One of the study said that most effective way to increase vertical jump height is to involve players first in training programme comprising of regular jumps then with weight-training sessions and lastly with drop jump training session.⁷

The muscle energy technique (MET) in which muscle experiences reduced tone for short period of time after isometric contraction is termed as post isometric relaxation. For increasing muscles' flexibility it is one of the most unfailing method.⁸ In other words, after an isometric contraction, placement of a muscle while stretching against slight resistance, relaxing a muscle after which muscle is released with slight stretch is called post isometric relaxation technique.⁹

But still there is evident proved research work that endorses core training sessions and performance advancement exercises. Various rehabilitation settings support low back treatments in various kinds of lower back injuries with the help of core stability exercises. Insufficient studies focused on sports related improvement of performance regardless of focusing on core stability enhancement and core strength followed by core training sessions. For more efficient and effective transfer of sports related skills to actual sports related activities, one must have very fine know how of the characteristics of particular muscles involved in core stability and core strength exercises.¹⁰ An obvious relation exists between muscles of trunk and lower extremity movements. Latest evidence proved inverse relation of core stability with injury and with the help of proper training injury risk can be reduced. With the help of isokinetic, isometric and iso-inertial methods core stability can be tested.¹¹ Evidence suggests that variety of Swiss ball abdominal exercises can be used to train core muscles, but little data supports the role of these exercises in recruitment

of core muscles.¹²

Previous studies mainly focus on plyometric training, generalized strength training and relative importance of strength and power to jump performance. Mostly researchers just work on significant gains in muscle strength and power to improve vertical jump height. Research lacking in improving vertical jump height with the help of post isometric relaxation exercises or core stability exercises. This study focused on role of post-isometric relaxation of quadriceps and core stability exercises in vertical jump performance.

Methods:

It was a Randomized Control Trail study and the study conducted and data collected from Islamic International University, Islamabad, Pakistan. Ethical Permission was taken from Research ethical Committee of Riphah International University, Islamabad (RIPHAH/RCRS/Rec/ Letter-00373). Sampling technique was Non-Probability Purposive sampling with total sample size of 30 athletes using openepi tool 20 who fulfill the inclusion criteria. Random allocation of athletes was done through sealed and envelopes method into two groups. As Inclusion criteria was: 1. Athletes (basketball players) playing at domestic level 2. Athletes age between 20-35 Years. 3. Male athletes and Exclusion criteria was athletes having history of sprain or strain in lower limbs within last 6 month and athletes having any neuro-musculoskeletal, cardiovascular pathology. Group A Athletes were instructed to perform core stability exercises which include 8 common Swiss ball exercises (roll-out, pike, knee-up, skier, hip extension right, hip extension left, decline push-up, and sitting march right). They have to perform 5 repetitions of each exercise. Group B athletes underwent post-isometric relaxation technique, for which athlete was in prone lying and technique was applied to quadriceps muscles. The process started by assessing end range of the quadriceps muscle and athletes were directed to put 20% of their maximum voluntary contraction, which was resisted by the physical therapist and this isometric contraction of quadriceps muscle was held for 6-10 seconds. Instantly after this process the muscle went for the new range and the same procedure was repeated 4 times without any rest interval. During this period athletes were guided to avoid jerky movements, inhale during contraction phase and exhale during relaxation phase. Pre and Post-reading assessment taken immediately with the help of force plates for ground reaction forces which is a valid method for obtaining reactive strength measures, and several underpinning force-time variables, from unloaded countermovement

vertical jump.²¹ And vertical jump height measurement by performing vertical jump with and without arm swing. Data were entered and analyzed through SPSS version 22. Shapiro-Wilk Test was used to check normal distribution of data. On the basis of data distribution, repeated measure ANOVA was used to check the results and data was presented in mean and Standard deviation in graph forms.

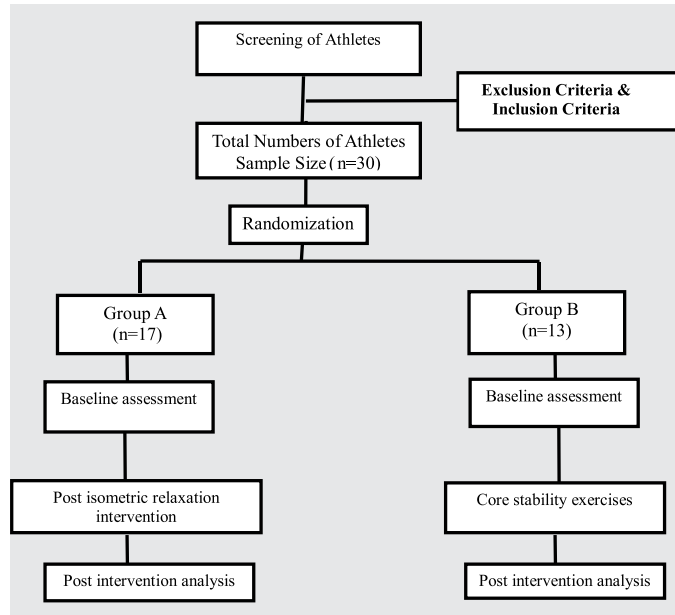


Figure 1: Data Collection Procedure Flow Chart

Results:

Total sample size was 30 male athletes and they were randomly divided into core stability exercise treated group (n=17) and Post isometric relaxation treated group (n= 13). The mean age of both groups was 20.35 + 2.01 and 20.03 + 2.42 respectively. BMI of core stability exercise treated group and Post isometric relaxation treated group was 22.35 + 2.32, 22.58 + 1.95 respectively as given in the table 1.

Table 1: Demographic data

| Variable | Post isometric relaxation Mean + SE | Core stability exercise Mean + SE |
|--------------------------|--|--------------------------------------|
| BMI (KG/m ²) | 22.58 + 1.95 | 22.35 + 2.32 |
| Age (Years) | 20.03 + 2.42 | 20.35 + 2.01 |

Base line comparison of jump height between without arm jump, with arm and squat jump showed that there was significant difference (F = 3.716; p = 0.027) among them. Squat jumps gain more height (p < 0.05) then other jumps (Figure 2)

Base line comparison of force applied at the time of stance phase, between without arm jump, with arm and

squat jump showed that there was significant difference (F = 9.525; p < 0.001) among these jump styles. Squat jumps exerted more force at the time of stance phase (p < 0.05) then other jumps (Figure 3)

Base line comparison of time take off from plate form, between without arm jump, with arm and squat jump showed that there was significant difference (F = 20.653; p < 0.001) among these jump styles. Squat jumps take significant less time to take off for jump (p < 0.05) then other jumps (Figure 4)

Base line comparison of total time from stance phase to get full stable posture, between without arm jump, with arm and squat jump showed that there was significant difference (F = 15.125; p < 0.001) among these jump styles. Squat jumps take significant less total time from stance phase to get full stable posture (p < 0.05) then other jumps (Figure 5)

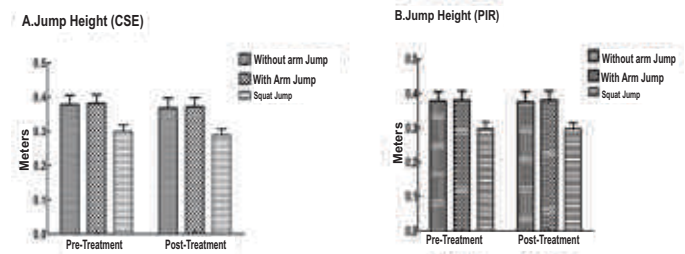


Figure 2: Shows vertical jump height with and without arm swing




Figure 3: Shows force distribution during vertical jump height with and without arm swing

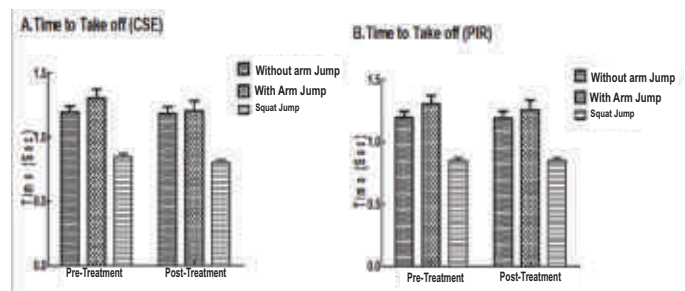


Figure 4. Shows take off phase time during vertical jump height with and without arm swing

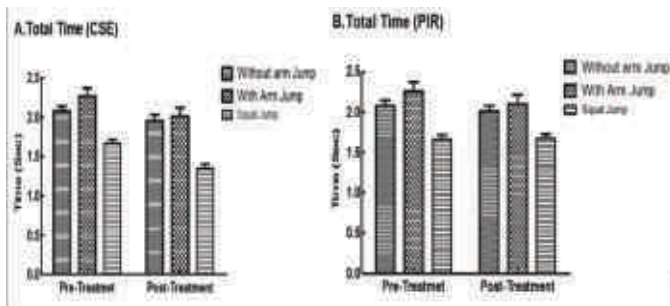


Figure 5: Shows total time of vertical jump height with and without arm swing (in seconds)

Comparison between core stability exercise treated group and Post isometric relaxation treated group showed that there was no significant immediate effects ($F=1.235$; $p=0.852$) of treatment on three style of jumps.

Discussion:

The result of this study shows that there is no significant effects occur immediately after application of post-isometric relaxation technique ($F=1.23$; $p=0.452$). A study conducted by Sambandam CE et al in 2011 and concluded that there is no immediate effect of post-isometric relaxation technique on muscle muscular tightness of lower extremity.¹³ Another study conducted by Talapalli R et al in 2014 and concluded that there is no significant effect occur on lower limb muscular tightness.¹⁴ It is suggested by the result of current study that muscle tightness can be the factor that can reduce the performance of vertical jump in athletes. Muscle energy technique hold the position for few seconds just like static stretch and it is already proven by the literature that immediate effect of static stretching reduced the performance of athletes. A study conducted by Dalrymple et al in 2010 concluded that there was no significant effects occur in vertical jump after static and dynamic stretching in collegiate players.¹⁵ Another study conducted by Fattahi A et al on comparison of two warm up protocol on vertical jump performance and concluded that dynamic stretching show significant effect in vertical jump height as compared to static stretching.¹⁶ Another study conducted and claimed that static stretching as warm up reduces the performance.¹⁷

Within group comparison of core stability exercise group showed that there was no immediate effects of treatment ($F=2.352$; $p=0.102$) on three style of jumps. But A slight improvement in force exerted on plate form, jump height, time to take off, time from stance to landing phase and

total time from stance to gaining full stable posture but statistically there was no significant difference ($p>0.05$) in three styles of jumps. Numerous studies were conducted to evaluate the contributing factors of vertical jump with respect to skills but productive results were not found. However, strong correlation was found with strength and performance, some studies showed moderate, some low while some showed no relationship.¹⁸

A study conducted by Zachary J et al examined the influence of enhanced performance of jumping with arm swinging. The study evaluated all the strategies of arm swinging that could influence jumping. The two important strategies that could increase jumping were: production of additional energy or slow leg extension. Hence was concluded that these two strategies greatly improved the jump performance.¹⁹

In our study, When comparison was done between jump height after applying post isometric relaxation exercise and core stability exercise it was observed that there was no significant instant effect of these protocols on three different styles of jumps.

Conclusion:

The conclusion of this study is that post isometric relaxation exercise and core stability exercise shows no significant effect in vertical jump height in domestic athletes. Core stability shows slight improvement in force exerted on plate form, jump height, time to take off, time from stance to landing.

Ethical Approval: Given

Conflict of Interest: The authors declare no conflict of interest.

Funding Source: None

References:

1. Mosier EM, Fry AC, Lane MT. Kinetic contributions of the upper limbs during counter-movement vertical jumps with and without arm swing. *The Journal of Strength & Conditioning Research*. 2019 Aug 1;33(8):2066-73.
2. Rago V, Brito J, Figueiredo P, Carvalho T, Fernandes T, Fonseca P, Rebelo A. Countermovement jump analysis using different portable devices: Implications for field testing. *Sports*. 2018 Sep;6(3):91.
3. Petrigna L, Karsten B, Marcolin G, Paoli A, D'Antona G, Palma A, Bianco A. A review of countermovement and squat jump testing methods in the context of public

- health examination in adolescence: reliability and feasibility of current testing procedures. *Frontiers in Physiology*. 2019 Nov 7;10:1384.
4. Whitmer TD, Fry AC, Forsythe CM, Andre MJ, Lane MT, Hudy A, Honnold DE. Accuracy of a vertical jump contact mat for determining jump height and flight time. *The Journal of Strength & Conditioning Research*. 2015 Apr 1;29(4):877-81.
 5. Heishman AD, Daub BD, Miller RM, Freitas ED, Frantz BA, Bemben MG. Countermovement jump reliability performed with and without an arm swing in NCAA Division 1 intercollegiate basketball players. *The Journal of Strength & Conditioning Research*. 2020 Feb 1; 34 (2): 546-58.
 6. Sattler T, Hadžić V, Dervišević E, Marković G. Vertical jump performance of professional male and female volleyball players: Effects of playing position and competition level. *The Journal of Strength & Conditioning Research*. 2015 Jun 1;29(6):1486-93.
 7. Van Hooren B, Zolotarjova J. The difference between countermovement and squat jump performances: a review of underlying mechanisms with practical applications. *The Journal of Strength & Conditioning Research*. 2017 Jul 1;31(7):2011-20.
 8. Czaprowski D, Leszczewska J, Kolwicz A, Pawłowska P, Kędra A, Janusz P, et al. The comparison of the effects of three physiotherapy techniques on hamstring flexibility in children: a prospective, randomized, single-blind study. *PLOS one*. 2013;8(8):e72026.
 9. Trivedi P, Bhatt P, Dhanakotti S, Nambi G. Comparison of muscle energy technique and myofascial release technique on pain and range of motion in patients with temporomandibular joint dysfunction: a randomized controlled study. *Int J Physiother Res*. 2016;4(6): 1788-92.
 10. Weston M, Hibbs AE, Thompson KG, Spears IR. Isolated core training improves sprint performance in national-level junior swimmers. *International journal of sports physiology and performance*. 2015 Mar 1;10(2):204-10.
 11. De Blaiser C, Roosen P, Willems T, Danneels L, Bossche LV, De Ridder R. Is core stability a risk factor for lower extremity injuries in an athletic population? A systematic review. *Physical therapy in sport*. 2018 Mar 1;30:48-56.
 12. Mok NW, Yeung EW, Cho JC, Hui SC, Liu KC, Pang CH. Core muscle activity during suspension exercises. *Journal of science and medicine in sport*. 2015 Mar 1; 18(2):189-94.
 13. Joshi TM, Wani SK, Ashok S. Immediate Effects of Two Different Types of Muscle Energy Techniques (MET) on Hamstring Muscle Flexibility in Young Healthy Females: A Comparative Study. *Int J Health Sci Res*. 2017;7(5):159-64.
 14. Talapalli R, Sheth MS. Comparison of Muscle Energy Technique and Post Isometric Relaxation on Hamstring Flexibility in Healthy Young Individuals with Hamstring Tightness. *Int J of Health and Rehabil*. 2014;3(2):65-8.
 15. Annino G, Ruscello B, Lebone P, Palazzo F, Lombardo M, Padua E, Verdecchia L, Tancredi V, Iellamo F. Acute effects of static and dynamic stretching on jump performance after 15 min of reconditioning shooting phase in basketball players.
 16. Fattahi A, Sadeghi H, Rezaei M, Einanloo M. Effects of Two Warm up Protocol on Vertical Jump Performance in Mini-volleyball Players. *Advances in Research*. 2015: 350-6
 17. Brusco CM, Pompermayer MG, Esnaola BW, Lima CS, Pinto RS. Short duration static stretching preceded by cycling warm-up reduces vertical jump performance in healthy males. *Sport Sciences for Health*. 2018 Apr 1; 14(1):77-82.
 18. Hornsby WG, Gentles JA, MacDonald CJ, Mizuguchi S, Ramsey MW, Stone MH. Maximum strength, rate of force development, jump height, and peak power alterations in weightlifters across five months of training. *Sports*. 2017 Dec;5(4):78.
 19. Giatsis G, Panoutsakopoulos V, Kollias IA. Biomechanical differences of arm swing countermovement jumps on sand and rigid surface performed by elite beach volleyball players. *Journal of sports sciences*. 2018 May 3;36(9):997-1008.
 20. Sullivan KM, Dean A, Soe MM. On academics: Open Epi: a web-based epidemiologic and statistical calculator for public health. *Public health reports*. 2009 May; 124 (3):471-4.
 21. Lake J, Mundy P, Comfort P, McMahon JJ, Suchomel TJ, Carden P. Concurrent validity of a portable force plate using vertical jump force–time characteristics. *Journal of applied biomechanics*. 2018 Oct 1;34(5): 410-3.